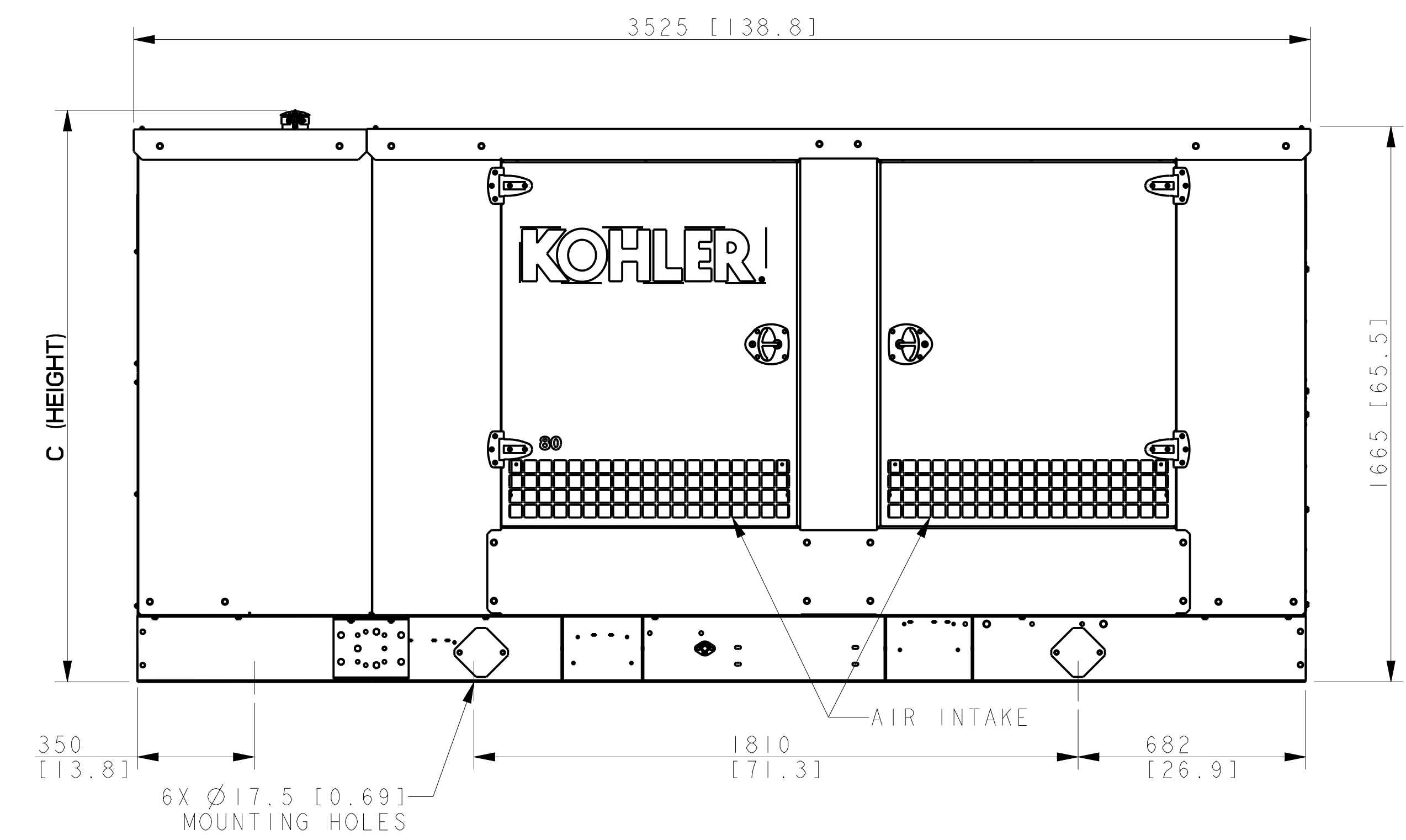

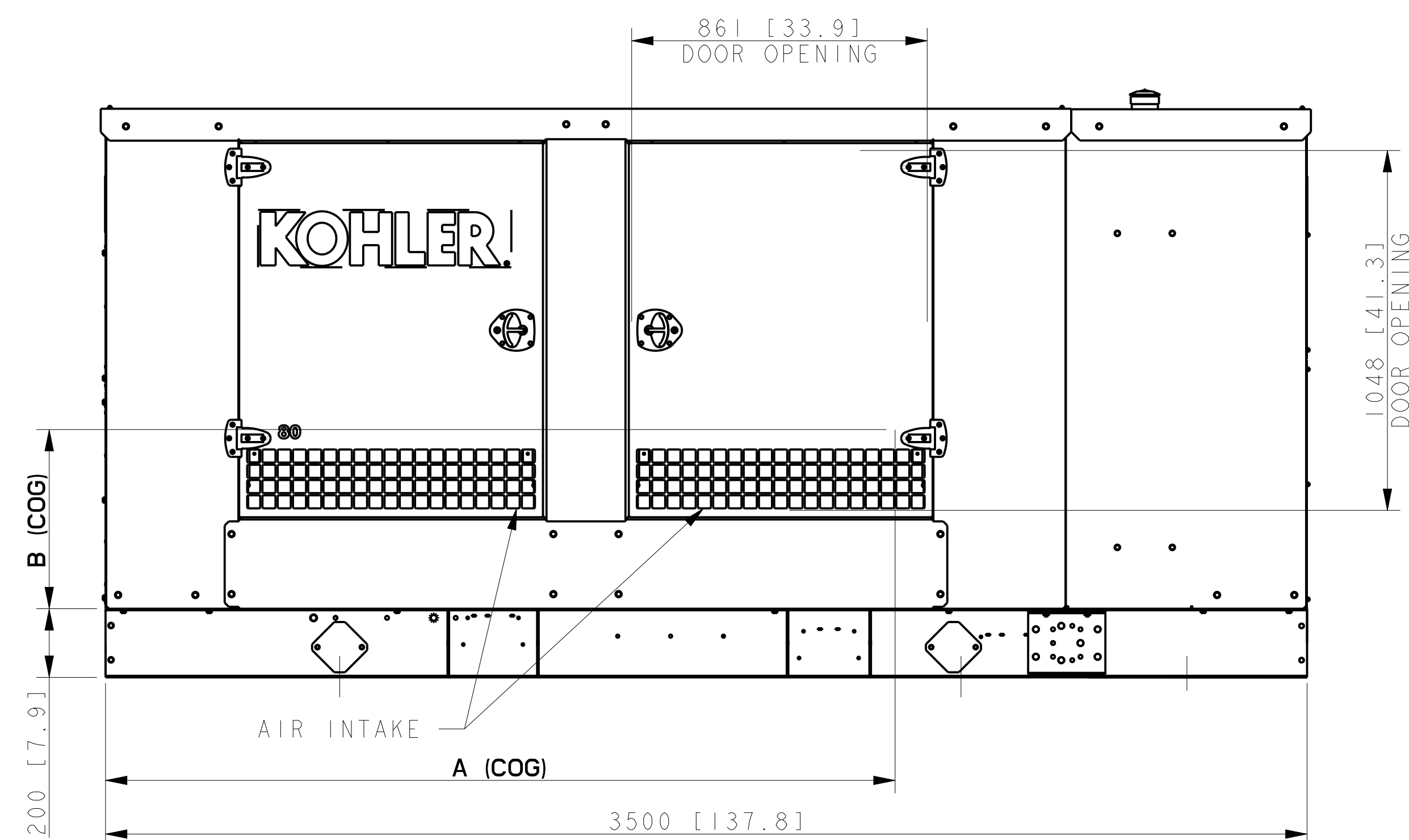
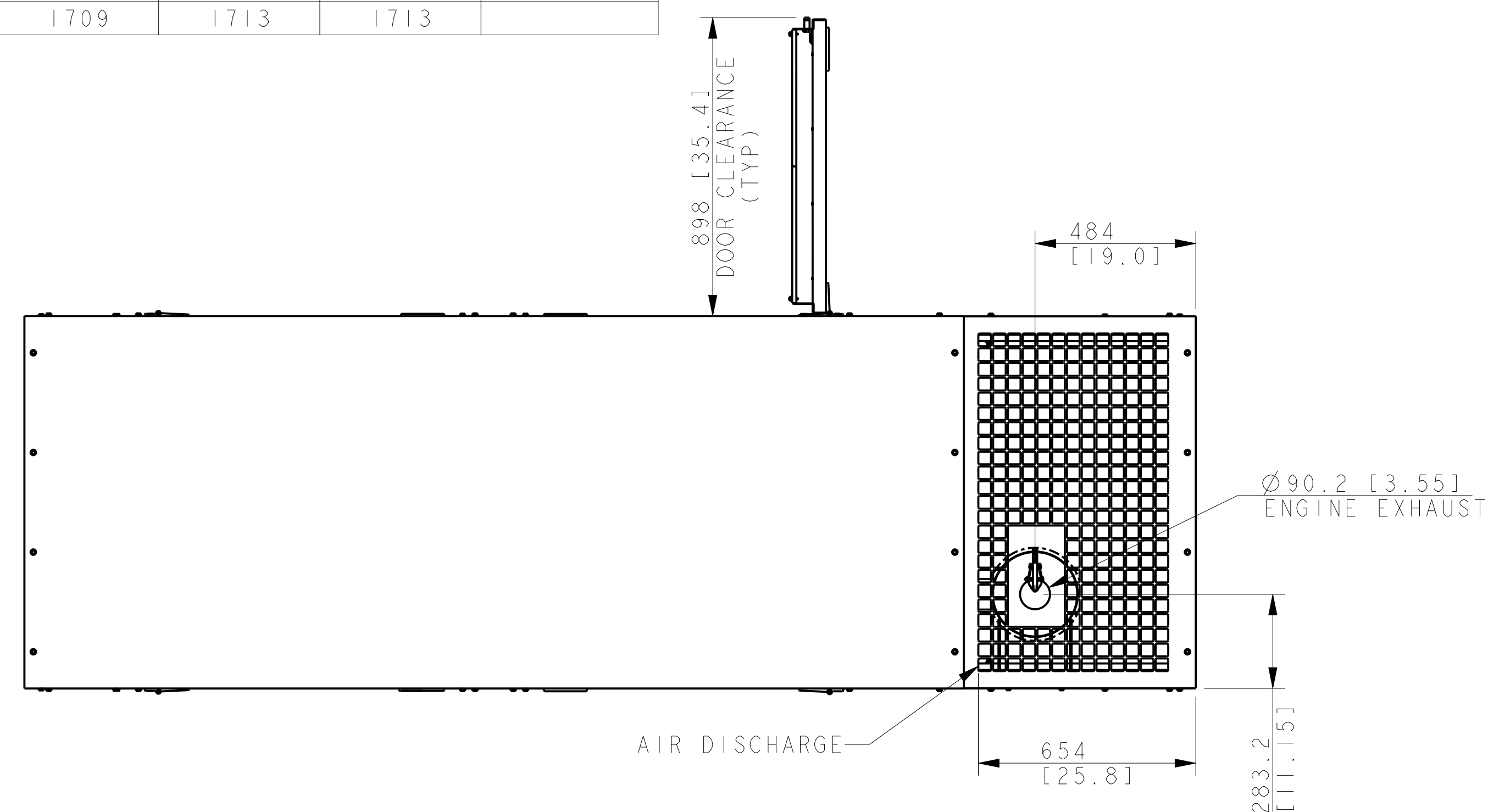


DIM (MM)	80/80A	100	100/125	
A (COG X)	2240	2015	2034	ENCLOSURE ONLY
B (COG Y)	420	651	651	
C (HEIGHT)	1709	1713	1713	

ENCLOSURE ONLY			
	MODEL	KG	LBS
KG80A	ALUM WEATHER	310	685
	ALUM SOUND	320	705
KG80	STEEL WEATHER	391	863
	STEEL SOUND	402	886
KG100/125	ALUM SOUND	320	705
	STEEL WEATHER	399	879
	STEEL SOUND	409	902
	ALUM SOUND	327	721



- NOTE:**
- IF IBC CERTIFICATION IS APPLICABLE OR REQUIRED SEE SEISMIC ADV FOR INSTALLATION INSTRUCTIONS
 - DIMENSIONS IN [] ARE ENGLISH STANDARD EQUIVALENTS
 - ENCLOSURE WEIGHT + GENERATOR SET WEIGHT (REFERENCE FROM GENERATOR SET ADV) = TOTAL WEIGHT

REV	DATE	ON COMPOSITE DWGS, SEE PART NO. FOR REVISION LEVEL	BY	DO NOT SCALE. REFERENCE THE MODEL FOR ALL UNSPECIFIED DIMENSIONS
-	10-23-18	NEW DRAWING [CT191152]	ADP	UNLESS OTHERWISE SPECIFIED: ALL DIMENSIONS IN MILLIMETERS GENERAL TOLERANCES: N/A
A	1-16-19	(A-4) NOTE REMOVED; (A-1) MOUNTING POINT DIMENSION REMOVED [CT193090]	AWK	
B	14MAY2019	(B-4) 'B' WAS 'D'; (D-8) 'B' ADDED TO TABLE; (A-4) 6X Ø17.5 [0.69] WAS 8X [CT195808]	AWK	THIRD ANGLE PROJECTION
C	15AUG2024	(D-1 & D-8) TABLE COMPLETELY UPDATED; (A-2) NOTE 1 & 2 ADDED; (B-2) OIL DRAIN NOTE REMOVED [CT238047]	SSH	
				APPROVALS
				DATE
				ADP 10-23-18
				DJV 10-23-18
				PBT 10-23-18

KOHLER
 KOHLER, WISCONSIN 53044
 THIS DRAWING IN DESIGN AND DETAIL IS KOHLER CO. PROPERTY AND MUST NOT BE USED EXCEPT IN CONNECTION WITH KOHLER CO. WORK. ALL RIGHTS OF DESIGN OR INVENTION ARE RESERVED.

TITLE
DIMENSION PRINT
KG80/80A/100/125 ENCL.

SCALE 0.08 | CAD NO. | SHEET 1 of 1

ADV-9083 | D